



# Instruction Sheets

*easi-tab*

Microbiology Reference Materials

[lgcstandards.com](https://www.lgcstandards.com)

Issue No: 03  
Issued: 08/08/2022



Sample ID	Protocol	Page
<a href="#">General Information</a>		3-4
<a href="#">Resuscitation in 1ml (high concentration)</a>		5
<a href="#">Resuscitation in large volume (low concentration)</a>		6

## GENERAL INFORMATION

### Product Information

*easi-tabs*<sup>™</sup> are lyophilised microorganisms provided in an easy-to-use format of either a small tablet in a 2ml plastic tube or lyophilised material sealed under vacuum in a 2ml glass vial. All *easi-tabs*<sup>™</sup> are supplied with a statement of measurement giving the origin, level and range (95% confidence) of the organism in each unit. *easi-tabs*<sup>™</sup> can be used for a wide range of microbiology laboratory applications such as:

- Microbiological internal quality control (IQC) testing
- Training and competence testing of analysts
- Research projects
- Method comparison
- Method validation and method verification

### Storage and expiry

*easi-tabs*<sup>™</sup> should ideally be stored at -20°C or lower and used before the stated expiry date. However, some products may still be suitable for use after the expiry date if the levels of microorganism are still within the minimum and maximum limits given on the Statement of Measurement, or if the organism is used for qualitative testing only.

### Reconstitution and use

*easi-tabs*<sup>™</sup> are extremely versatile and the levels can easily be adapted to suit your own requirements by adjusting the volume of diluent used during initial preparation. Both vials and tablet formats can be resuscitated using Method A, or Method B (see pages 3 and 4).

### Further uses

Once resuscitated, the material can be tested directly or can be used to 'spike' other products e.g. food, pharmaceutical, to provide a realistic test sample. However, consideration must be given to the potential inhibitory effects of any other matrix used. LGC do provide a selection of sterile 'food' matrices to complement *easi-tabs*<sup>™</sup>.

The final sample can be enumerated using any suitable routine method e.g. direct count, serial dilution, pour or spread plates, rapid tests, PCR, membrane filtration, MPN, etc.



If mixed thoroughly the resuscitated material can be sub-divided for multiple uses if required. For example, one tablet added to 100ml of diluent can be used to provide 100 x 1ml aliquots.

### **Stability during period of use**

The material is intended to be used immediately or soon after resuscitation. Once resuscitated the level of organism present should remain stable for at least 4 hours but may then enter the normal microbial growth cycle and the levels stated may increase. If you need to use the resuscitated *easi-tabs*<sup>TM</sup> material over more than 4 hours, then please store in a fridge to reduce this growth. If you wish to keep the resuscitated material for longer than 24 hours, then we would suggest freezing to preserve the levels. Please note that LGC do not guarantee the levels if the product is not used within 4 hours, and it may be useful to validate in-house if using for extended periods.

### **Stability during transport**

Each microorganism used in *easi-tab*<sup>TM</sup> products will have been validated for stability under a range of different temperatures and times. The products are packaged and transported in such a way as to minimise the effects of environmental conditions on the viability of the microorganisms. If on receipt and testing of the *easi-tab*<sup>TM</sup> product, you find that the levels have fallen below the limits given in the Statement of Measurement, please report immediately to your local office or [ptcustomerservices@lgcgroup.com](mailto:ptcustomerservices@lgcgroup.com)


### **Safety information**


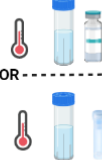


All reference materials must be regarded as containing potentially pathogenic microorganisms and must be handled by, or under the supervision of, competent persons who have received training in microbiological techniques. The responsibility for ensuring the safe handling of reference materials after receipt rests with the recipient. LGC Ltd. cannot accept responsibility for any event resulting from the mishandling of reference material. For Safety Data information, please refer to the Material Safety Data Sheet.

If you need any help at all, please do not hesitate to contact our support team using the details below or your local LGC representative.




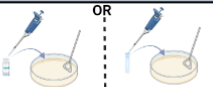
**Tel:** +44(0)161 762 2500

**Email:** [axiopt@lgcgroup.com](mailto:axiopt@lgcgroup.com)

<b>easi-tab™</b>	Method A:	Format:	 OR
	Resuscitation in 1ml initial volume	Tube or vial containing microorganism	

<b>Step 1</b> Prepare quantity of suitable microbiological diluent e.g. MRD		<b>Step 2</b> Allow diluent and easitab to reach room temperature	 OR	<b>Step 3</b> Add 1ml of diluent to easitab tablet or vial. Leave for 15 minutes to reconstitute fully	 OR	<b>Step 4</b> Before use, mix/ shake well. The 1ml suspension is now ready to use or to dilute further	 OR
--	---	--	---	---	---	---	--

**Step 5**

<b>Option 1:</b> Use to spike food matrix (method verification)	<b>Option 2:</b> Use as food/water microbiology enumeration test	<b>Option 3:</b> Use as food microbiology detection test	<b>Option 4:</b> Use for media quality control
 OR	 100ml	 250ml	 OR

**Step 6**  
Proceed with your routine method



**Note:** If the level of microorganism in the vial or tablet is initially  $x$  cfu/unit, and is diluted in a total volume  $v$  (in ml), then the level of microorganism in the final volume of diluent will be  $x/v$  cfu/ml.

<b>easi-tab™</b>	Method B:	Format:	
	Resuscitation in a large volume	Tube containing one tablet	

<b>Step 1</b> Prepare quantity of suitable microbiological diluent e.g. MRD		<b>Step 2</b> Allow diluent and easitab to reach room temperature		<b>Step 3</b> Add the easitab tablet directly to the required volume. Leave for 15min to reconstitute		<b>Step 4</b> Before use, mix/ shake well. The suspension is now ready to use	
<b>Step 5</b>							
<b>Option 1:</b> Use to spike food matrix (method verification)	<b>Option 2:</b> Use as food/water microbiology enumeration test	<b>Option 3:</b> Use as food microbiology detection test	<b>Option 4:</b> Use for media quality control				
	 100ml	 250ml					
<b>Step 6</b> Proceed with your routine method							

**Note:** If the level of microorganism in the vial or tablet is initially  $x$  cfu/unit, and is diluted in a total volume  $v$  (in ml), then the level of microorganism in the final volume of diluent will be  $x/v$  cfu/ml.